



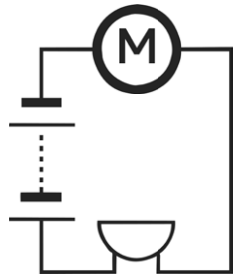
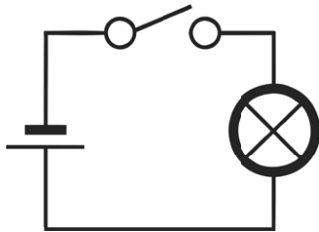
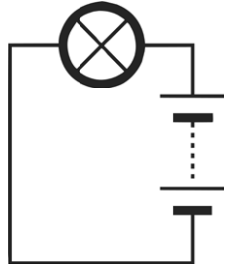
Interpreting and Drawing Circuit Diagrams

I can recognise and draw scientific circuit symbols.

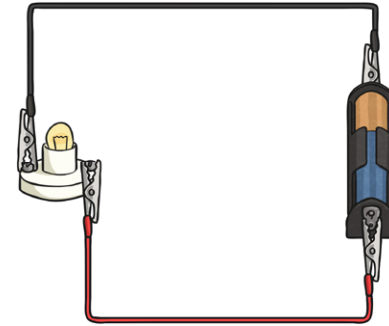


Use the Scientific Circuit Symbols Mat to help.

Look at the circuits below and label each part.



Draw the following circuit using the scientific circuit symbols.

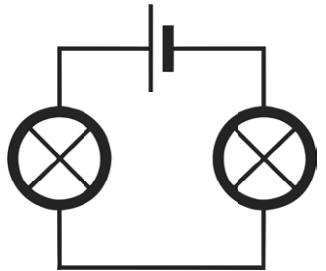

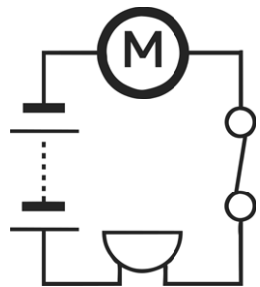
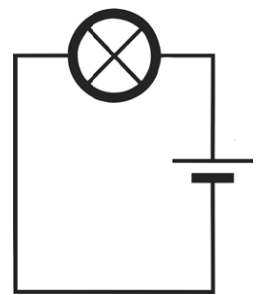


Interpreting and Drawing Circuit Diagrams

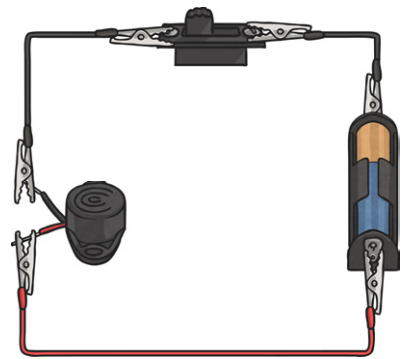
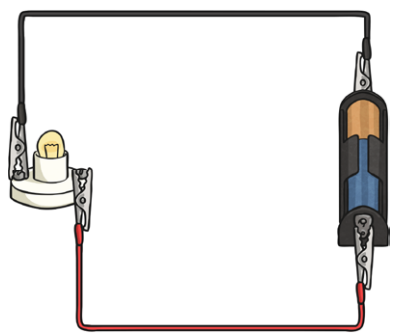
I can recognise and draw scientific circuit symbols.



Look at the circuits below and label each part.



Draw the following circuit using the scientific circuit symbols.





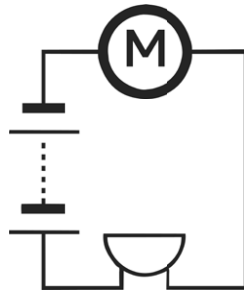
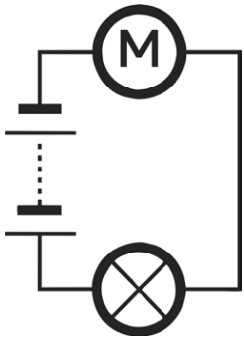


Interpreting and Drawing Circuit Diagrams

I can recognise and draw scientific circuit symbols.



Look at the circuits below and label each part.



Draw the following circuit using the scientific circuit symbols.

1. Circuit should contain: a bulb, a cell and an open switch.
2. Circuit should contain: a battery and two motors.
3. Circuit should contain: a buzzer, two batteries and a closed switch.