

Read, Write, Inc/Literacy

Please continue to read with your child daily. There will be a recorded video each day on dojo of the Literacy lesson.

Monday

RWI

This week we are starting a 2 week block of Literacy based around the Stick Man story.

Today we are going to read the story of Stick Man.

This is a link to another retelling of the story if you need it: [Stick Man - by Julia Donaldson. Children's audiobook \(read-aloud, with colourful illustrations\). - YouTube](#)

Tell your adult what your favourite part of the story is. Why is it your favourite part?

Activity: Today we are going to draw or make a Stick Man.

Here are some ideas:



Tuesday

RWI

Stick Man lives in the family tree with his Stick lady Love and their stick children three.

Let's see if we can learn this part of the story keep telling it to your adult. Can you remember it by bedtime today?

Activity: Either draw and cut out a tree or maybe you would like to make a collage tree.



EASYDRAWINGART.COM



Once you have cut out your tree you are going to play a game with your stick man and your tree. If your adult can hold your tree and you have your stick man then you are going to be listening to your adult giving you directions as to where stick man has to go.

Put your stick man **under** the tree.

Put your stick man **next to** the tree.

Put your stick man in **front** of the tree.

Put your stick man **behind** the tree.
Put your stick man **above** the tree.
Practise writing the words Stick Man and tree.


Wednesday

RWI

In the story there is a phrase which today I am going to ask you to try and learn:

**I'm not a stick! Why can't you see,
I'm Stick Man, I'm Stick Man,
I'M STICK MAN, that's me,
And I want to go home to the family tree**



Activity: Is to learn the rhyme above and to see if you can draw a picture of the Stick Man's family.



Thursday

RWI

A little craft activity using our scissor skills today. Can we make some Snowflakes?



We are going to explore some of the rhyming words from the story today. If you could write these words onto pieces of paper and then read the words to your child and help them match up the words that rhyme (sound the same).

| | |
|-------|-------|
| see | me |
| jog | dog |
| girl | twirl |
| house | mouse |

For example you read the word see then you say to your child can you hear which word sounds the same as see? Is it dog, twirl, me or mouse ?

Repeat with the other words. Some children can pick up on the rhyme quickly others sometimes really find this skill a challenge. So you can help your child with the matching. Go back to the activity can they match some of the words now? It may also help to re visit the Stickman Story and listen to the rhyming words in the story. When we teach the rhyming words we try and emphasis the rhyming words saying them clearly and a little louder.